

**Client:**

Aquaknight Industries Ltd  
33 Leslie Avenue  
Sandringham  
Auckland 1025  
New Zealand

Date of Test: 13-Jul-2020

Date of Certificate: 26-01-2021

Certificate Number: FL-099

**Product Details**

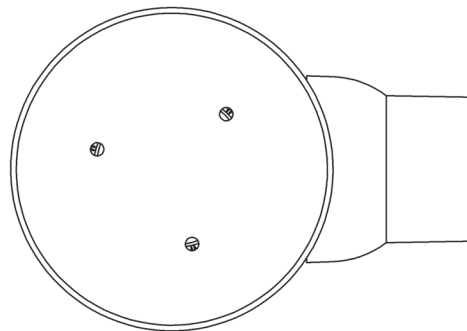
Model Number: 0120.13 Model Name: LRP DC EC SE40

Inlet Size (mm): 40 Outlet Size (mm): 40

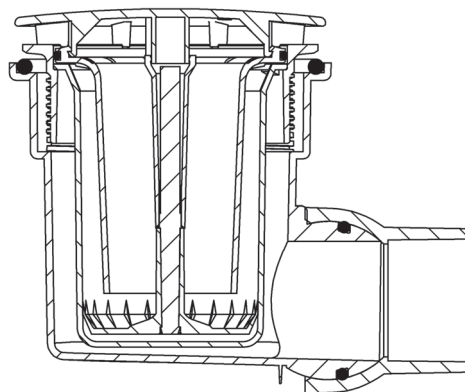
Description: LRP Dome Chrome EasyClean Side Exit 40mm

Testing Conditions: Outlet mounted into plinth via dished replica of Acrylic Tray outlet recess  
Datum set at plinth  
Discharge to atmosphere

**Grate  
Drawing**

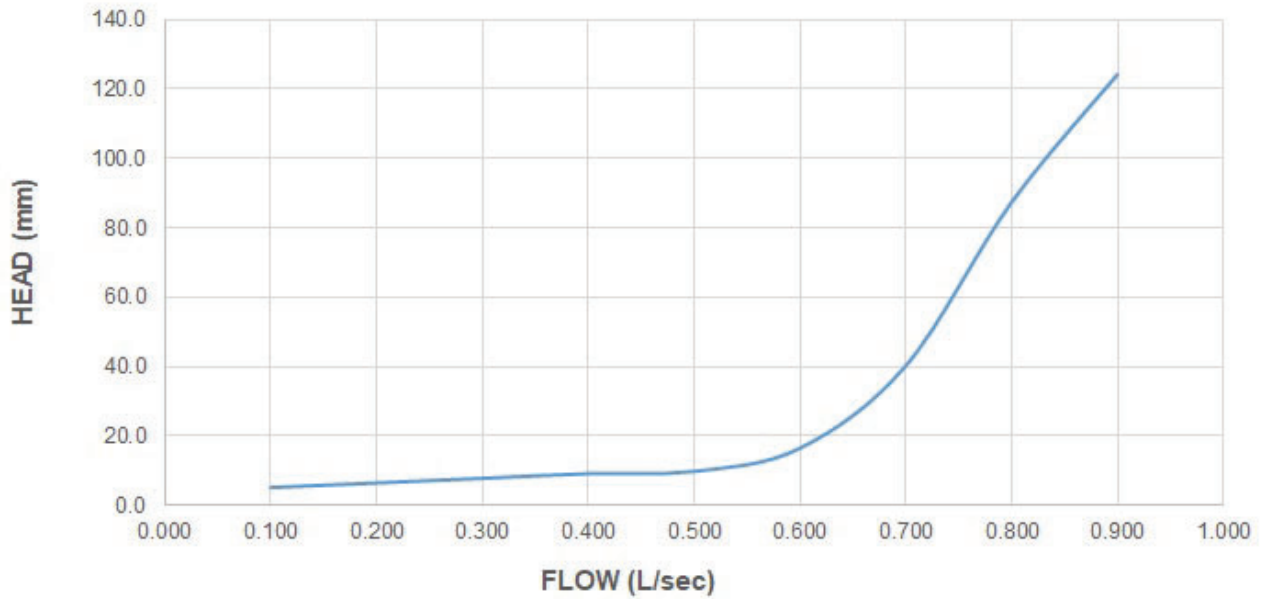


**Installed  
Drawing**



### Flow Characteristic Curve

Flow Characteristic Curve for: 0120.13 LRP DC SE40  
Condition: Fitting only



| Flow Rate (L/sec) | Water Head (mmH2O) |
|-------------------|--------------------|
| 0.100             | 5.3                |
| 0.200             | 6.7                |
| 0.300             | 8.0                |
| 0.400             | 9.3                |
| 0.500             | 10.0               |
| 0.600             | 16.7               |
| 0.700             | 40.3               |
| 0.800             | 87.3               |
| 0.900             | 124.0              |
|                   |                    |
|                   |                    |
|                   |                    |
|                   |                    |